




cPCI® Backplanes for 3U and 6U Cards




3U cPCI backplane
with 8 slots



6U cPCI backplane
with 8 slots



3U cPCI backplane
with 8 slots &
M-DIN Power
Supply Connector



6U cPCI backplane for horizontal card insertion
4 P47 Power Supply Connectors shown

A wide variety of cPCI backplanes are available separately or integrated in Vector enclosures. cPCI backplanes for 3U and 6U PC cards range in size from 2 slots to 8 slots, supplying the requirement for low profile packaging to full 10U height enclosures. 2mm connector loading for front entry and rear I/O are standard features of all 6U backplanes.

All cPCI backplanes are specification compliant with PICMG 2.0 R2.1 and 3.0 and Hot Swap specification PICMG 2.1 R1.0 or greater. Power is applied to the boards through power taps with screw down lugs for embedded supplies, ATX connectors for low cost power supplies or integral power supply connectors for P47 or M-DIN cPCI power supplies.

Features:

- * Sizes: 2 to 8 slots
- * Compliance with PICMG Specifications for 32 & 64 bit, 33 mHz & 66 mHz
- * Hot Swap compliant for cPCI power supplies
- * V I/O jumpers for +5 & +3.3V (user selectable)
- * Cadmium yellow 3.3V & brilliant blue keys 5V supplied with each backplane
- * Sense line for +5V and +3.3V
- * Header for Signals EN, INH, DEG & FAL

Model No.	Size & No. of Slots	Description	Standard Assemblies Include
CPCIBP8-3-32	3U X 8 slots	32/64 bit, 33 mHz, right side control slot	Short tailed 2mm connectors on all P1 & P2 positions,
CPCIBP8-3L-32	3U x 8 slots	32 bit only, left side control slot	P1 short tail connectors, P2 long tail connector with shrouds for rear I/O
CPCIBP4-3-64	3U x 4 slots	64 bit, 66 mHz selectable, right side control slot	Short tail 2mm connectors on P1 & P2 positions
CPCIBP8-3-1	3U x 8 slots	32/64 bit with M DIN power connector, right side control slot	Short tail connectors on P1 & P2 positions 1 M-DIN power connector
CPCIBP8-6-64	6U x 8 slots	32/64 bit, 33 mHz, PICMG 2.0 R3.0	Short tail connectors on P1 & P2 positions, long tail connectors with shrouds on P3, P4, P5 positions

For a complete product list see Web page

Specifications subject to change without notice